



**A/C CLEANING MACHINE C10/C10B**  
OPERATION MANUAL

**C10/C10B**

**A/C CLEANING MACHINE**

**Notice for Use**

- Thank you for buying WIPCOOL Compact Series AC cleaning machine, we are dedicated to providing you with high quality products.
- Please check if your ordered goods in good shipment condition, with the correct accessories, any damage during transportation, please contact us or the local distributors in time if you find any problems.
- This manual gives instructions on the correct installation, it's important that you follow this instructions carefully.
- If there is any change in the product (including the specification), we won't inform any more.

**Caution**

**WARNING:**

- 2.1 To ensure safety of the machine, please select manufacturer's original accessories.
- 2.2 The Compact Series cleaning pump is strictly forbidden to be used in places where there is an explosion danger and flammable materials to avoid causing an explosion or fire.
- 2.3 Don't disassemble, open or chop the battery. Keep away from heat sources and flames and avoid storage under direct sunlight.
- 2.4 Don't use the battery seat to withstand mechanical impact. And don't continue to use it if battery is damaged or leaked.
- 2.5 Keep battery packs clean and dry.
- 2.6 Do not use it below 0 °C. pump and motor are prone to cause problem when frozen.
- 2.7 The filter of the inlet must not be removed, otherwise it is easy to enter the impurity to block the pump, resulting in reduced pressure and even no water. And ensure that the filtration device be cleaned regularly.
- 2.8 It is strictly forbidden to add detergent directly into water, and cleaning the equipment through the cleaning spray gun. System will corrode the pump and related system.
- 2.9 Do not use in the rain, water enters into the machine will easily trigger electric shock.
- 2.10 Do not spray high pressure water on people, animals, fragile products, which may cause injury and damage.

**Product Introduction**

**Product Overview**

WIPCOOL Compact series AC cleaning machine is specially designed for cleaning domestic air conditioner and small refrigeration equipment . The internal water pump adopts the high pressure water pump driven by magnetic motor. The product is designed with compact size, light weight, high pressure, stable performance, easy to carry with the integrated design of water inlet and outlet pipes. The machine has a self-priming function and an automatic cut-off function with pressure control inside.

**4. Technical Data**

C10			
Model	C10	Max. suction	1.5M
Voltage	AC 230V~/50-60Hz	Working pressure	3-5bar/7-10bar
	AC 100-120V~/50-60Hz	Motor power	100w
Max.flow rate	4L/min	Weight	3.7Kg(net)

C10B			
Model	C10B	Working Pressure	3-5bar/7-10bar
Voltage	18V(AEG/RIDGID interface)	Motor Power	80W
Max.flow Rate	4L/min	Weight	3.7kg(net)
Max.suction	1.5M		

Note:The machine is without battery. Battery should be available separately.

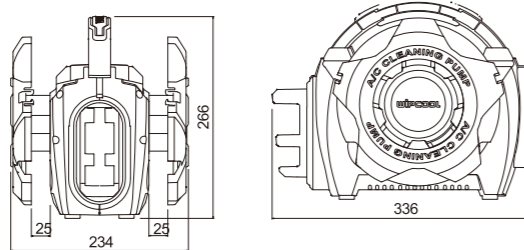
**Accessories:**



**Adapter(Optional)**



**Dimension**



**Operation Procedure**


**Check Before Operation**

Please check before use whether the products and accessories are undamaged and the power cord or lithium battery is intact and undamaged; the filter net and the spray nozzle are in good condition, and there is no abnormality in assembly and connection.


**Method of Application**

- 1)Release air first before use. After the product is powered on for a few seconds and works normally, then connect the water gun. Insert the spray gun into quick connector, after hearing the "click" sound, it is firmly connected.
- 2) The 220° rotational spray nozzle can rotate left and right to 25°shaped water flow.
- 3)Confirm whether the water inlet hose has a filter screen.
- 4) Confirm whether there is a sealing ring in the joint, then tighten the joint. If it is not tightened, water will leak.
- 5) When cleaning the indoor unit, please press the switch to "L", use the low-pressure cleaning mode. When cleaning outdoor unit, please press the switch to "H", use the high-pressure cleaning mode.

**C10**



**C10B**



**The usage of spray gun, spray nozzle and extension wand**



**Maintenance**

Remove the battery pack from the spray gun before maintenance.(C10B)  
1)Before maintenance, please check whether the spray gun and parts are damaged. If any damage is found, please stop using the spray gun and contact the supplier or manufacturer to replace the parts.  
2) Clean the water inlet filter regularly to avoid blockage affecting water inlet.

**Troubleshooting**

Problem	Cause	Action
Machine can't start	1.Li-ion battery power not enough (C10B) 2.AC no power supply(C10) 3.AC voltage not correct(C10) 4. Temperature is too low	1.Check power and charge in time 2.Check the power supply, switch and line connection 3.Make sure the input voltage within rated voltage ±5% 4.Increase ambient temperature
Pressure is not enough	1.There is air in the water pipe 2. The water inlet is blocked 3.There is impurities inside	1. Move the nozzle and let the water flow water stream steadily 2.Clean the water inlet filter 3.Remove internal impurities
Water leakage	1.The connection not tight enough 2.O-ring damaged	1.Check the connection and tight 2.Change the O-ring
Running with noise	1. Air sucking inside 2.Inner parts damaged	1.Check the water level and inlet pipe 2.Repair spray gun and change the parts

**WIPCOOL Compact Series Cleaning Machine**

